

Online Interview

Do's

Don'ts

Research about the company and prepare for the job profile.



Don't give an interview without proper research.

Dress formally for the interview.




Avoid wearing casuals clothes, such as round t-shirt and v neck t-shirt.

Always give interview using laptop and log in 5 minutes in advance.



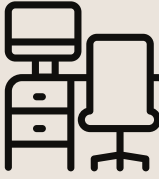
Avoid giving interview through mobile phone.

Use plain background or semi blurred background for Zoom or Google Meet.



Avoid sitting in front of Fancy curtains or wallpapers.

Use table chair or work station to give interview.



Avoid giving interview sitting on bed.

Listen carefully, if there is network issue then request interviewer to repeat the questions.



Avoid weak network areas and corners.

Revise your achievements and work done in past.



Don't babble too much, be concise.

Check your camera and mic before hand.




Avoid using non-functional gadgets.

Make sure that your gadgets are fully charged before the interview.



If you can't charge them beforehand, be polite and ask for approval to do so.

While give interview keep distance from your camera, so your face and upper body clear visible.



Avoid sitting in low light or bright places.

Use good professional profile picture for Zoom or Google Meet.



Avoid using animated and colorful background picture.

Use professional email id, such as:-


chintukumar@gmail.com



Never use an in professional email such as:-

chintustar@gmail.com

Keep your energy and enthusiasm high during the interview.



Avoid laid back attitude while appearing for interview.